

Story Quest

Complete
4/5
them all!

Adventures close to home



Summer Scavenger Hunt Ford Green Hall

A Back to Nature Boardwalk Adventure
exploring Whitfield Valley Nature Reserve


storyquest.org.uk

Scavenger Hunt

Here's a list of things for you to collect as you join Millie and Archie on their scavenger hunt Story Quest.

Tick them off as you find them. Why not add your own too?

Luscious leaves



Fluffy feathers



Spindly sticks



Pretty petals



Downy dandelion



Dainty daisies



Plenty of pebbles



DON'T FORGET: only collect things you find on the ground – it's important not to damage any flowers, plants or trees.

Animal Bingo Challenge

How to play:

1. Tear out these pages
2. Every time you see an animal or insect in real life or in the story, check to see if it's on the bingo card
3. Do the matching activity

Blackbird bounce



Flap your arms like a bird and bounce up and down for 30 seconds

Spider scuttle



Hold a squat and move your feet quickly on the spot for 30 seconds

Sitting duck



Sit in a squat for 30 seconds

Swan stretch



Reach up to the sky, take a deep breath and slowly stretch from side to side

Bullfinch balance



Stand on one leg and hold a Superman pose for 30 seconds

Butterfly wings



Do star jumps for 30 seconds, sweeping your arms up and down like wings

Squirrel spring




Squirrels can jump up to 3 metres between trees! See how far you can jump

Wiggly worm



Do Millie and Archie's wiggly worm dance for 30 seconds

Ant arms



Ants can lift up to 10 times their own weight! See how many press ups you can do in 30 seconds

Mindful moment

Start and finish here



This Story Quest scavenger hunt takes place at:

Ford Green Hall

Starting point: Ford Green Hall car park, Ford Green Road.

Duration: 45-60 minutes, depending on how long you spend scavenging while enjoying the great outdoors!

Activity level: a tranquil nature trail to enjoy at your own pace.



Before you begin



You will need:

A pencil.

A few sheets of paper.

A bag for the nature treasures you'll be scavenging during your Story Quest.



Remember:

Nature is precious, so respect it as you follow this trail, taking care not to damage any habitats - only collect what you find on the ground.

WANTED!

AWESOME ADVENTURERS AND EXPLORERS

Do you love...

Walking on the wild side in the great outdoors?
Boggling your brain with baffling puzzles?
Amazing your mates with fascinating facts?

Are you up for...

Adventure?
Learning new things?
An action-packed nature quest?

If you answered, “yes” to any of these questions, then this Back to Nature Boardwalk Adventure is *definitely* for you! Read on to get stuck into an exciting Story Quest scavenger hunt - plus an awesome Animal Bingo activity! - alongside twins Millie and Archie and their mum.



Millie:

loves craft, cooking,
and cycling.



Archie:

loves books, bugs
and spotting birds.



Mum:

loves gardening and
going for walks.

4. Summer Scavenger Hunt

“Time to get up and at it!” Mum exclaimed as she whooshed open Millie’s bedroom curtains. “It’s a gorgeous day – we should be outside!”

“It’s too early, Mum,” Millie moaned, shielding her eyes from the sun. “Besides, I was planning to start another craft project today.”

“And I wanted to watch that new wildlife series,” said Archie from the doorway.



“Then I know *exactly* where we’re going,” Mum beamed. “To Ford Green Hall. The Reed Bed Trail near the Nature Centre follows a lovely route around a lake – the perfect place to spot bugs and birds, so it’s made for you, Archie.”

“Sounds brill!” said Archie. “We went there on a school trip last year, but I didn’t know about any nature walk.”

“What about my craft project?” Millie frowned.

“Our walk could *be* your project,” Mum suggested. “You could collect stuff from nature to turn into art.”

“Like a scavenger hunt!” said Archie.

“That’s not a bad idea,” Millie agreed, her brain whirring with arty ideas.

“I’ll make a list of stuff to scavenge,” said Archie, grabbing his notebook.



After completing the list, they got in the car and travelled to Ford Green Hall.

“Here are your lists,” said Mum once they’d arrived at Ford Green car park. “And here are your scavenger bags.”

“Maybe the person who finds most things could be rewarded with a treat!” Millie suggested. “Wait up. What does it say on that mosaic over there? Let’s check it out.”




OVER TO YOU!

Find the mosaic on the raised platform in the car park, then answer this question:

According to the words on the tiles, what types of ‘changes’ can you find at Ford Green?

“Smell that fresh air!” Mum exclaimed as they headed towards the Nature Centre.

“Look, there are some interesting birds here,” said Archie, as he read the notice board opposite the Nature Centre.



Find the notice board, read the information, then un-jumble these sets of letters to form three words on the sign:



1) DCHPRAO



2) CHLULNIBF




3) DRAMLLA



“I can hear a blackbird right now,” said Archie, proud to share his bird knowledge. “They have a really distinctive song. There it is.” He pointed to a shiny blackbird perched on a high branch.

“I can see it too!” Millie whooped, while flapping her arms like wings.

“You’ve given me another idea, sis,” said Archie. “We could play Animal Bingo alongside our scavenger hunt. Let’s make a list of animals and insects, and when we spot them, we have to do something fun, like you just flapped your arms!”



Scan these QR codes to find out more about the local winged wildlife. Hold your camera over the QR code to visit the RSPB site.



Pochard



Bullfinch



Mallard



Blackbird

OVER TO YOU!

Play the Animal Bingo game from the front of the booklet!

“Let’s get going!” said Mum. “We’ll follow the red trail markers all the way around the pond.”

They walked back towards the car park and took the path on their left, walking through the gate and over the bridge.

“Look, I can see something on the railings,” said Millie. “Solve my puzzling poem to work out what it is!”

OVER TO YOU!

When you reach the bridge, solve Millie’s rhyming riddle to work out what she can see:

*Silky tangle, silky lair.
I look like silver angel hair.
But flies and insects should beware,
For though I’m pretty, I’m a snare!*



“A spider’s web!” chorused Archie and Mum.


“And there’s a spider in it too!” Archie added. “BINGO!”

With that, all three of them scuttled on the spot like spiders.


“This is a great spot to spot things,” joked Mum as they followed the boardwalk path around the big pond. “And smell that fresh air!”



“BINGO!” said Mille. “I can see ducks diving and two swans. And I can hear reeds rustling in the wind.”



“And I can see a dragonfly hovering over the reeds.” Mum pointed.



“I think one of the ducks is a pochard, like we saw on the sign,” said Archie. “Look at its bronzy-brown head. And there’s a kingfisher!” he cried. “BINGO! How lucky was that?!”


“I’ve found the first things for my scavenger bag!” said Archie, rushing towards a patch of fluffy feathers at the edge of the path.

OVER TO YOU!

Have *you* found anything on your lists yet?
Don’t forget to check off your Animal Bingo board!

A little further along the boardwalk, Millie spotted a blaze of bright petals that had fallen from their stems. “These will be perfect for adding colour to my craft project!”

“BINGO!” blurted Archie “There’s a peacock butterfly fluttering near the petals. Look at the markings on the tips of its wings. They look like eyes, don’t they? Like on peacock feathers.”



“So pretty,” said Mum. “What do you think you’ll make?” she asked as Millie carefully placed the petals in her bag.

“Depends what else we find,” Millie shrugged. “Maybe I could paint some leaves and turn them into a butterfly.”

“Let’s keep going to find more stuff!” said Archie. “I want to make a bug collage from leaves and pebbles.”



OVER TO YOU!

Wildlife Wordsearch

Take a break from scavenging by solving this wildlife wordsearch. It will also remind you of some of the things you need to tick off your lists.

B	U	T	T	E	R	F	L	Y	X
L	B	A	M	M	O	S	S	C	L
A	U	M	O	S	Y	W	Q	R	E
C	N	W	O	R	M	A	U	O	A
K	C	E	A	R	T	N	I	P	V
B	H	B	A	R	K	P	R	S	E
I	Y	E	S	J	A	Y	R	E	S
R	J	O	J	O	R	E	E	D	S
D	R	A	G	O	N	F	L	Y	Z
B	O	P	E	T	A	L	S	A	Y

Butterfly

Bark

Blackbird

Dragonfly

Reeds

Petals

Web

Squirrel

Swan

Leaves

Moss

The foraging family strode around the lake until they came to an area thick with towering trees.

“There’s something else on our list!” Millie beamed. “See if you can work it out from my rhyming riddle.”

OVER TO YOU!

Solve this riddle to work out what Millie can see:

I'm a tree-climbing, drey-dwelling, bushy-tailed beast.

And nibbling on nuts is my favourite feast.

What am I?



“BINGO!” Archie bellowed. “It’s a squirrel. Actually, I know a *nutty* fact about squirrels from a documentary,” he quipped. “Their teeth never stop growing. How weird is that?”

Just then, they came to a clearing which looked out over the lake. “What a beautiful view across the lake!” said Mum. “Let’s sit on this bench for a moment to admire the view.”

OVER TO YOU!

Take a mindful moment

Notice or draw **five** things you can see

Notice **four** things you can hear

Notice **three** things you can smell

Notice **two** things you can touch

Notice **one** thing you are grateful for and why

Take **one** deep breath in and out

Now continue the fun!


“That was a great plan, mum,” said Archie. Leaves and twigs crunched underfoot as they continued along the curving path.

“There are tonnes of different types of leaves here,” Archie noticed. “I’ve got a spiky brown one, a lime-coloured fern and a heart-shaped emerald one. And I’ve found some little sticks.” He held them up for

Mum and Millie to see. "I could use them as legs in my bug collage."

"Talking of creepy crawlies," said Millie. "There's a worm wiggling about in the earth off the path."

"BINGO!" they yelled in unison, before doing a wiggly worm dance.



OVER TO YOU!

Get arty with bark.

While Millie, Mum and Archie are busy wiggling, get busy making some bark art.

1. Find a dry tree trunk.
2. Press a piece of paper onto the bark.
3. Rub a pencil over the paper.
4. Experiment with different tree trunks and pressure.


TOP TIP: if you find a loose piece of bark on the ground, put it in your scavenger bag.

Once they'd finished doing their wiggly dance, Archie, Millie and Mum continued along the path all the way around the lake.

As Ford Green Hall came into view, Millie spotted flashes of white and yellow on a large, grassy area to their right.

"Look! Daisies and fluffy-headed dandelions!" she cried, rushing across the grass. "They're on our list."





“And I can see ants scampering in the undergrowth,” said Archie. “Another bingo animal to tick off.”

OVER TO YOU!

Take a breather with one of these exercises.

TOP TIP: if you don't have a feather or dandelion, use your imagination.



Dandelion breathing – hold a fluffy white dandelion to your face, then breathe deeply through your nose and blow away the seeds.

Breathe like a bee – breathe in through your nose, then buzz like a bee as you breathe out.

Floating feather breath – place a feather on the palm of your hand and breathe in through your nose. Then softly blow on the feather so it gently flutters away.




DON'T FORGET: keep an eye out for more items on your lists. If your bag is bursting with the stuff you've collected, continue to the car park and into Ford Green Hall gardens.

The trio set off into the gardens of Ford Green Hall. “Look at this gorgeous herb garden!” Mum admired. “It's *almost* as nice as mine back at home,” she chuckled.

OVER TO YOU!

Head to Ford Green Hall's herb garden and have a good look round.

Then get into detective mode to answer these puzzling plant questions...



1) I'm a girl's name, I sound like a flower, and I can be used in shampoo. What am I?


■ ■ S ■ ■ ■ ■ Y

2) I sound like a wiggly type of timber and I can be used as insecticide. What am I?

■ ■ ■ ■ W ■ O ■

3) Like parsley and sage, I'm a herb you can cook with. What am I?

■ ■ ■ T



“I reckon it’s time to count up what we’ve collected,” said Archie.

“Let’s lay everything out on the grass,” Millie suggested.

OVER TO YOU!

Wild Words

Find the rose garden then solve this riddle:

*If you like words, I’ll be a treat -
a pretty poem by both seats.*


What’s my name?

■ H ■ L ■ ■ ■ ■ ■ S ■

“From a quick count, it looks like we’ve scavenged the same amount of stuff,” said Mum. “So I guess we’re all winners, which means we *all* deserve a ...”

“Treat!” chorused the twins.

With that, Mum, Millie and Archie headed home for a huge slice of cake.



Over to you answers

Mosaic answer: The greatest and strangest. **Bird words answers:** 1. Pochard 2. Bullfinch 3. Mallard.


Rhyming riddle answer: Spider’s web. **Riddle answer:** Squirrel. **Herb garden answers:** 1. Rosemary 2. Wormwood 3. Mint. **Wild words answer:** The Last Rose.

We hope you enjoyed this Story Quest!

Here are some fun activities to try at home.

Countryside Craft


Transform your scavenged items into pieces of art. For example, if you found a round pebble, you could paint it to look like a ladybird or a mouse. Or you could take inspiration from Millie and turn leaves and petals into a beautiful butterfly. Or how about making an insect with twigs for legs, like Archie suggested?



Cycle Through the Centuries

Get on two wheels and meander with Millie from the 17th century Ford Green Hall to Chatterley Whitfield past lakes, grassland, hayfields and a 19th century industrial heritage site.

(No bike? No problem! Scoot, skip or stroll instead!)



Wild Words

Write a nature-themed acrostic poem about your Story Quest Scavenger Hunt. An acrostic poem is a poem where the first letter of each line spells out the word the poem is about, like this example about a tree:



Towering oak stands tall

Rough bark crumbles

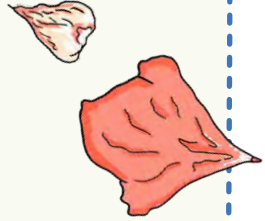

Every gust makes green leaves fall

Every acorn tumbles

Now write your own acrostic poem
on the next page using the word

NATURE.

N
A
T
U
R
E



LOTTERY FUNDED



City of
Stoke-on-Trent



Trail information

Getting here

Catch the bus to Ford Green Hall to start the trail:

- From Burslem Town Centre: 98 bus
- From Tunstall Town Centre: bus 94 to Longport Road then the 98 bus
- From Hanley Town Centre bus station: 8 or 8A bus every 15 minutes



How to take part

Visit storyquest.org.uk or call the Stoke Reads team on 07849 353 729.

How long it will take

Around one hour, depending on:

- How much time you take to stop and admire the view
- How long you spend creating your artwork

Who can take part

Everyone! This route is wheelchair and pram accessible.

What to wear

Comfortable shoes that you can run and jump in.

Extra things you could bring

- Binoculars for a spot of bird watching
- Coloured pencils

Visit storyquest.org.uk to find out where else you can do a Story Quest!