

CONNECTING STORIES: SECRET AGENT CHALLENGE



LIBRARY



STOP THE BOOK HEIST

There has been a heist at the local library. Thousands of pounds of rare and precious books have been stolen. Inside one of the books is a hidden document with the secret identities of all of the secret agents in your area. We need to find the document before it gets sold to the wrong people and the identities of the agents are revealed.

Your mission is to infiltrate the library and find the clues to reveal the location of the stolen books and, most importantly, the hidden document.

This is the final mission of your secret agent training programme.

You must follow the clues, break the codes and send in your completed mission document to receive your official secret agent pass.



SPY CARD

Code Name:

Age:

Birthplace:

Current Location:

Languages:

Special Skills:

Signature:

Date: // //



MISSION 1: PREPARATION



Spies need to be able to work undercover and deal with challenging situations.

List some strengths and personality traits you might need to become a spy, e.g. determination.



TECHNOLOGY

What gadgets would you use if you were a spy?
Can you design the perfect spy gadget below?



MISSION 2: RESEARCH

As part of your training, you need to do your research. Some of the best tips for becoming a spy can be found in books, like the Stormbreaker series (Alex Rider), Spy School and Young Bond. Your mission is to identify some books that will help you with your training. To find these books, you may need to infiltrate the library and practice your communication skills to get recommendations from the librarian.

SPY TRAINING RESEARCH BOOK 1:


SPY TRAINING RESEARCH BOOK 2

SPY TRAINING RESEARCH BOOK 3:

Remember to get a library membership card if you don't have one, so that you can continue your research at home.



MISSION 3: INVESTIGATION



The agency has discovered some clues and a laptop in an abandoned warehouse near the library that suggest it was used by the thieves who stole the books and the secret list. There is a piece of paper with the words 'Summer Reading Challenge' on it. Use your investigation skills to discover what it is and get a pack. You could ask at the library or research it online.

Once you have all of the information, unscramble the words below to reveal the theme of the challenge and the password to the laptop.

LDIW RLOWD ESHORE

MISSION 4: CODEBREAKER

Now that you have the password, you can access the thief's emails. You find one written in code. Break the code to reveal the location of the stolen books.

DBUDI UIF USBJO BU UFO UP MPOEPO.
NFFU EBXLJOT BU XIJUF SPTF IPUFM
BU TJY UP FYDIBOHF HPPET.

You can use this key
to break the code:

B = A

C = B

D = C

E = D

Where are the stolen
goods hidden?

Who are they going
to sell the goods to?

What time are they
going to meet?

Activity: If you think you've managed to crack the code, well done! Why not have a go at crafting your own hidden message using the key, and write on the next page.





Send your answers via email to connecting.stories@literacytrust.org.uk or scan the QR code to complete your mission and enter into a prize draw.

Connecting
Stories



ARTS COUNCIL
ENGLAND



Manchester

Connecting Stories, funded by Arts Council England, aims to increase children and young people's interest in reading and writing, and to promote diverse voices and stories.

To find out more about Connecting Stories, and the National Literacy Trust, go to readmanchester.org.uk. You can stay in touch using: **@ReadManchester @manclibraries #ConnectingStories #ReadMCR**.