

Activity sheet 1 – deconstructing tasty tales

Tale 1: _____

What food is this story about? Use the space below to describe the food in the story.	
What colour does this food remind you of?	
If this food could talk, what would it say?	
If this food could move, how would it move and why?	
Write a simile about this food.	
Write a metaphor about this food.	
Write a sentence, using personification, about this food.	
Who are the characters in the story? Think about the main characters and other characters in the story.	What happens at the beginning of the story?
What happens in the middle of the story?	How does the story end?

Activity sheet 2 – deconstructing tasty tales

Tale 2: _____

What food is this story about? Use the space below to describe the food in the story.

What colour does this food remind you of?

If this food could talk, what would it say?

If this food could move, how would it move and why?

Write a simile about this food.

Write a metaphor about this food.

Write a sentence using personification about this food.

Who are the characters in the story?
Think about the main characters and other characters in the story.

What happens at the beginning of the story?

What happens in the middle of the story?

How does the story end?

Activity sheet 3 – deconstructing tasty tales

Retelling a tasty tale

If you were to retell **The Magic Porridge Pot**, how would your story be different?

If the food in this tale was changed, what food would be in your story and why?

Use the space below to write all about your food choice.

If the two characters in the tale were to change – who would they be? What would their relationship be?

Use the space below to write about your characters.

At the start of the tale, the ladies are given a magic pot. How would your characters find the magic pot in your story?

Use the space below to write about the plot of your tasty tale.

In the middle of the story, the ladies are using the magic pot to bring them food. What food would your magic pot be creating? Who would the food be for?

Use the space below to write about the plot of your tasty tale.

At the end of the story, the lady has forgotten the magic words to stop the pot. Porridge ends up all over town. How does your version of this tasty tale end?

Use the space below to write about the plot of your tasty tale.

At the end of the session, share your ideas with your peers, explaining how you would reimagine the story of **The Magic Porridge Pot**.

Activity sheet 4 – Drafting my tasty tale with a twist

I am going to reimagine the traditional tale: _____

The food I am using in my tasty tale is...

Use the space below to write all about your food choice. How would you describe this food? Can you use any literacy techniques such as similes, metaphors, alliterations or personification?

In my story, the characters are...

Use the space below to write about your characters.

My story is set in...

Use the space below to write about where your story begins.

The problem in my story is...

Use the space below to write about the problem in your tasty tale with a twist... what happens and why?




The ending of my story is...

Use the space below to write about how your tasty tale with a twist ends.

Use the space on the next page to draft your tasty tale with a twist paragraphs.

<p>Introduction</p> <p>-----</p> <p>-----</p> <p>-----</p> <p>-----</p> <p>-----</p> <p>-----</p> <p>-----</p> <p>-----</p> <p>-----</p> <p>-----</p> <p>-----</p> <p>-----</p> <p>-----</p> <p>-----</p> <p>-----</p> <p>-----</p> <p>-----</p> <p>-----</p> <p>-----</p> <p>-----</p> <p>-----</p>	<p>Problem</p> <p>-----</p> <p>-----</p> <p>-----</p> <p>-----</p> <p>-----</p> <p>-----</p> <p>-----</p> <p>-----</p> <p>-----</p> <p>-----</p> <p>-----</p> <p>-----</p> <p>-----</p> <p>-----</p> <p>-----</p> <p>-----</p> <p>-----</p> <p>-----</p> <p>-----</p> <p>-----</p>
<p>Solution</p> <p>-----</p> <p>-----</p> <p>-----</p> <p>-----</p> <p>-----</p> <p>-----</p> <p>-----</p> <p>-----</p> <p>-----</p> <p>-----</p> <p>-----</p> <p>-----</p> <p>-----</p> <p>-----</p> <p>-----</p> <p>-----</p> <p>-----</p> <p>-----</p> <p>-----</p> <p>-----</p>	<p>Ending</p> <p>-----</p> <p>-----</p> <p>-----</p> <p>-----</p> <p>-----</p> <p>-----</p> <p>-----</p> <p>-----</p> <p>-----</p> <p>-----</p> <p>-----</p> <p>-----</p> <p>-----</p> <p>-----</p> <p>-----</p> <p>-----</p> <p>-----</p> <p>-----</p> <p>-----</p>

Peer review sheet

<p>What did you like most about the story? Write comments in the space below.</p>	<p>Does the story have a clear beginning, middle and end? Write comments in the space below.</p>
<p>Are the characters clear? Write comments in the space below.</p>	<p>Is the problem clear? Write comments in the space below.</p>
<p>How creative is the solution to the problem?</p>	<p>2 stars and one wish</p>
<p>quite creative 1 2 3 4 5 very creative</p> <p>Can you give any ideas to help them with this?</p>	<p> _____</p> <p> _____</p> <p> _____</p>