

## Parentkind's Libraries Poll for National Literacy Trust (Autumn 2022)




### Key findings



- 79% of parents say their child's primary school has a library or dedicated reading space with books that children can choose and borrow (in addition to any reading scheme books). 12% say their child's primary school doesn't, with 9% of parents unsure if it does or doesn't.
- All parents agree that every primary school should have a library; with 99% of parents strongly agreeing with the statement.
- Almost a quarter (24%) of parents are very happy with the range of books available at their child's school, with another 37% quite happy. 21% of parents are unhappy with the range of books at their child's school.
- 8% of parents are able to access their child's school library to help them choose books. 50% of parents don't have access themselves but would like to whilst 21% don't have access and are happy with this arrangement. 12% don't know whether they have access to their child's school library or not.
- 96% of parents have access to a public library with children's books in their local area.

### Methodology







Parentkind's Libraries poll was carried out online between 22<sup>nd</sup> September and 4<sup>th</sup> October 2022, with recruitment through social media and via partner organisations. 78 parents with a child in primary school responded.

### Results






1. Does your child's primary school have a library or dedicated reading space with books that children can choose and borrow (in addition to any reading scheme books)?				
Answer Choices			Response Percent	Response Total
1	Yes		79.49%	62
2	No		11.54%	9
3	Don't know		8.97%	7
			answered	78

2. To what extent do you agree or disagree that every primary school should have a library?				
Answer Choices			Response Percent	Response Total
1	Strongly agree		98.72%	77
2	Tend to agree		1.28%	1
3	Neither agree nor disagree		0.00%	0
4	Tend to disagree		0.00%	0
5	Strongly disagree		0.00%	0
6	Don't know		0.00%	0
			answered	78




### 3. How happy are you with the range of books available at your child's school?

Answer Choices			Response Percent	Response Total
1	Very happy		24.36%	19
2	Quite happy		37.18%	29
3	Neither happy nor unhappy		11.54%	9
4	Quite unhappy		15.38%	12
5	Very unhappy		5.13%	4
6	Don't know		6.41%	5
			answered	78

### 4. If your child's primary school currently has a library are you able to access it to help your child choose books?

Answer Choices			Response Percent	Response Total
1	Yes		7.69%	6
2	No, but I would like to		50.00%	39
3	No, and I wouldn't want to		20.51%	16
4	Don't know		11.54%	9
5	N/A - My child's school doesn't have a library		10.26%	8
			answered	78

### 5. Do you have access to a public library with children's books in your local area?

Answer Choices			Response Percent	Response Total
1	Yes		96.15%	75
2	No		1.28%	1
3	Don't know		2.56%	2
			answered	78