



Your child loves songs and nursery rhymes!




Singing nursery rhymes helps little ones develop language, vocabulary and numeracy skills



Babies and children love to hear your voice and it's a great way to bond

Nursery rhymes help children to develop social, physical and emotional skills



Children love the repetitive language and actions of rhymes



Try singing this favourite!



If you're happy and you know it clap your hands. [clap twice]

If you're happy and you know it clap your hands. [clap twice]

If you're happy and you know it, and you're really want to show it, if you're happy and you know it clap your hands. [clap twice]

Repeat the verse swapping 'clap your hands' for different movements or phrases such as:

- *Stamp your feet [stamp feet twice]*
- *Say Hooray "Hooray"*
- *Do all 3 [clap, clap, stamp, stamp, "Hooray"]*

**READ ON
NOTTINGHAM**



[fb.com/ReadOnNottm](https://www.facebook.com/ReadOnNottm)



[readonnottingham.org.uk](https://www.readonnottingham.org.uk)



nottingham@literacytrust.org.uk

*Connecting
Stories*

 ARTS COUNCIL
ENGLAND

 National
Literacy
Trust



Nottingham
City Council



COMMUNITY
FUND

 **SSBC**
Nottingham City Council

Make your own nursery rhyme and song bag or box at home

- 1 Gather some toys/props/pictures from around the home and place in a pillowcase or box – choose items you can relate to nursery rhymes
- 2 Pass the bag or box round your family or group of children while saying/singing: *Pass the bag around, round and round, round and round. Pass the bag around, round and round, where will it stop?*
- 3 On 'stop', encourage the child holding the bag to close their eyes and pick out an item
- 4 Ask them what the item is and if they know a song about it – you can also suggest one – say *"shall we sing it together?"*
- 5 Sing the rhyme or song, then sing it again – repetition is good!
- 6 Pass the bag around again to find another song, then repeat
- 7 When you have sung a song for every item, chat together about which song they liked the most then sing it again!

Here are some of our favourites to sing at home



Five Little Speckled Frogs

(use a toy frog, bug or picture)

*Five little speckled frogs,
Sat on a speckled log,
Eating some most delicious bugs.
Yum yum!*

*One jumped into the pool,
Where it was nice and cool,
Then there were four speckled frogs. Glub glub!*

Repeat the verse starting with four frogs and continue until there are "no more speckled frogs"!



Sleeping Bunnies

(use a toy rabbit or picture in your bag)

*See the little bunnies sleeping til it's nearly noon
Shall we wake them with a merry tune?
They're so still, are they ill?*

*No! Wake up bunnies!
Hop little bunnies, hop, hop, hop
Hop little bunnies, hop, hop, hop
Hop little bunnies, hop, hop, hop
Hop little bunnies, hop and stop*



Tiny Turtle

(use a toy turtle, tortoise, reptile or picture)

You could blow bubbles during this rhyme for your child(ren) to pop at the end

*I have a tiny turtle, his name is Tiny Tim
I put him in the bathtub to see if he could swim
He drank up all the water and ate a bar of soap
Now he's lying in his bed, with bubbles in his throat!*

*Bubble, bubble, bubble
Bubble, bubble, bubble ... POP! [Clap]*



Find lots more nursery rhymes and fun activities on Words for Life!

