



Hanley's Hidden History

An interactive Story Quest
starting at City Central
Library, Hanley



Written and illustrated by
Matt Buckingham

Welcome to Story Quest!

This story trail will guide you on an adventure through Hanley and its hidden history, all the way from the Saxon times to the present day.

Story Quest is a free initiative for your family to enjoy together. These exciting story trails encourage you to read for pleasure by completing written and physical challenges, discover fascinating facts while exploring local spaces, and travel through time to uncover Stoke-on-Trent's history.

This Story Quest was created as part of Stoke-on-Trent: A Living Heritage City 'Seeds' Programme. This is a UKSP-funded pilot with additional funding matched from Arts Council England's National Lottery Project Grants.

We teamed up with our friends at Stoke-on-Trent Libraries and local author-illustrator Matt Buckingham to bring you 'Hanley's Hidden History'. Stoke-on-Trent Libraries provide free access to a wide range of services, including books, computers and activities for anyone who lives, works or learns in our city.

Find more adventures to enjoy with your family on our Story Quest website: storyquest.org.uk

Find out more about the Living Heritage City 'Seeds' Programme here: visitstoke.co.uk/livingheritagecity

Find the lost letter, anagram challenge:

As you adventure on your quest, collect the missing letters along the way to reveal what the children have lost. Record the letters you find on the map page. We have given you the first two letters to start you on your way to solving the anagram.

In partnership with



Funded by
UK Government



Supported using public funding by
**ARTS COUNCIL
ENGLAND**

Start of trail. City Central Library: Broad Street

Dear Story Questers,

Ody and Eda are time travellers, visiting us from the past. They lived here in Saxon times and are looking for something they lost long ago, but everything looks different now. The landscape has changed a lot since then. Can you help show the children around Hanley town and look for clues that might help them find their lost property?



Did you know, Hanley wasn't always as it looks today?

It has changed over the years and, like everywhere, will continue to change. But there are clues to its past all around you. Follow this trail to learn about Hanley's hidden history and help Ody and Eda along the way.

Onwards, explorers!

Your quest begins here at City Central Library. After you have finished looking at all the amazing books, use the map on the back page to help you follow the route.

Stop 1. Reginald Mitchell statue: Broad Street



This is a statue of a famous person. Statues celebrate people or events from the past. This is **Reginald Mitchell**, and he designed a famous flying machine called the Spitfire. This plane helped protect the country during the **Second World War**. Reginald Mitchell was a great engineer who went to school in Hanley. He designed 24 different machines ranging from light aircraft and fighters to huge flying boats.

Why not visit the **Potteries Museum** to see a **Spitfire** in real life.



Find the lost letter:

Check out the statue's plaque. Can you find the second letter in the surname of the Councillor who was at the unveiling of this statue to Reginald Mitchell in 1995?

Answer:

Onwards, explorers! Continue along Broad Street. Carefully cross the road using the pelican crossing and head up Piccadilly, using the zebra crossing on Pall Mall. Stop when you see the theatre on your right.

Stop 2. Regent Theatre: Piccadilly

Look, there's writing all along the street floor.
What does it say?

These words are poetry. There is poetry along this street. Follow the writing all the way until you get to the **Regent Theatre**. Theatres are places where you can see a play, hear music, or watch a Pantomime. Look up at the building. Can you spot two faces? These are the comedy and tragedy masks that are a symbol for the theatre.



Fun Fact: Did you know in Saxon times, stories were often spoken aloud or acted out, and they were passed on from generation to generation. Hearing a Saxon tale must have been like going to the theatre.



Activity: Can you write the start of a poem? Maybe it's about how you feel or what the weather is like today. It can be about anything and doesn't have to rhyme. Have a go in the space below.


Onwards, explorers! Carry on along Piccadilly, crossing Stafford Street safely using the zebra crossing. Then, look left along the street.

Stop 3. The Spirit of Fire: Stafford Street

What is that over there? It looks like a **monster** hanging off the side of the building!



That is the '**Spirit of Fire**', sometimes called 'Jack Frost' or the 'Spikey Man'. Can spot him? The 'Spirit of Fire' represents the fires that helped fuel Stoke-on-Trent's industries long ago. The city was known for making pottery, steel and mining coal. Some people think he is scary – do you?



Activity: It is funny how people give other names to things. These are often called nicknames. Can you think of any other nicknames for the Spirit of Fire Artwork? Write your ideas in the boxes below.

Find the lost letter:

Which letter appears twice in the official name of this artwork?

Onwards, explorers! Continue along Piccadilly until you arrive at Fountain Square.

Stop 4. Fountain Square



This area is called **Fountain Square**. Can you guess what used to be here in the past? That's right, a fountain! In 1859, Hanley's mayor presented the town with a drinking fountain, which had a bronze statue of a Roman goddess standing in it.

Activity: Can you guess where the fountain was in the square? Find the place where you think the fountain stood and stand there like the statue of a Roman goddess.

Strike a pose!



Onwards, explorers! Continue through Fountain Square, into Market Square, and towards the shopping centre. Can you see a big blue clock on your right?

Stop 5. The Blue Clock: Huntbach Street




Wow, look at that on the blue spire, what is it?



Hanley's famous meeting place is the big **Blue Clock**, which is in a central spot. If you ever want to meet someone, this is the place everyone knows, and you cannot miss it. But do not be late for your appointment!

Fun Fact: In Saxon times, there was no clock to help tell the time. Instead, people used to tell the time of day by the position of the sun or measure a length of time by burning a candle. It must have been hard to know when you were supposed to meet a friend back then.


Activity: Look at the hands on the Blue Clock. What time does it say? Fill in the time on both of these clocks.



What's the time?

Onwards, explorers! Quick, time is ticking by. Keep the quest going. Let's carry on, away from the clock along Upper Market Square. Can you spot another statue?

Stop 6. Sir Stanley Matthews: Upper Market Sq.



That is a football, and this is a famous local player called **Sir Stanley Matthews**. Football is a popular sport today. Stanley played for **Stoke City Football Club** and managed Stoke on Trent's other team, **Port Vale Football Club**.

Fun Fact: When this statue was made, some people thought that Stanley's shorts were too short! Stanley used to wear very long, baggy shorts to play in. These probably helped keep his knees warm in winter!


Activity: Design a new football strip for Stanley Matthews. Use this shirt to create your design.



Find the lost letter: Stanley Matthews was awarded the title 'Sir' for his work in sport. Look at the plaque on his statue, what is the third letter in the other award he received? This three-letter abbreviation is written after his name. **Answer:**

Onwards, explorers! Let's head down the street taking the right hand fork onto Tontine Street – use the map to help you find your way. Stop when you see a big stone building with pillars on your left.

Stop 7. The Tontine Centre: Tontine Street



This is called the **Tontine Building** and it used to be a meat market. It was built in 1906 during the Victorian times, but it looks a lot older than it is. Its design is classical with grand pillars and stone that make it look like a Roman building from long ago.

Fun Fact: Saxons did not build with stone. Instead, they made houses from wood which had straw, thatched roofs. Hopefully, there were not too many big, bad wolves around then to blow these houses down!


Activity: This building is now a shopping centre with a bookshop. What might this building be used for in another one hundred years' time? Write your ideas in the boxes below.

Onwards, explorers! Let's keep going. Our quest is nearing its end. Continue along Tontine Street until you see a big stone building on your left.

Stop 8. Post Office: Tontine Street

This building is also made of stone and has large, grand columns too. What is it?

This is the old **Post Office**, which is a listed building that was built in 1906. It is not in use now but in the past, this is where you came to post a letter, card or a parcel. Have you ever posted a letter?




Fun Fact: Saxons used to send messages by carving 'runes' on objects like stone or wood. Runes were like letters made of straight lines. These symbols had names like 'joy' or 'tree' and allowed people to communicate without speaking to each other.

Activity: Letters are posted using a stamp. A stamp on your letter shows that you have paid for it to be delivered. Can you design your own stamp here?

Find the lost letter: Look up to find the two words written in stone at the top of this building. What is the third letter along?

Answer:



Onwards, explorers! Continue to the end of Tontine Street and turn right onto Albion Street until you get to the war memorial. No need to cross the road, just follow it around the bend.

Stop 9. War Memorial: Albion Street

This is a war memorial to commemorate **'Peace and Victory'**. This statue reminds us of all the people who fought and lost their lives in war. There is a lion on the figure's helmet. Can you spot the two roses on each side of Stoke-on-Trent's coat of arms? Roses and lions are both symbols of the English nation.

There is a warrior!
Look at their sword
and shield.




Fun Fact: A 'Coat of Arms' is like a logo. In the past, both people and places had 'Coats of Arms' designed to help identify them. A 'Coat of Arms' also comes with a saying or 'motto'. Stoke-on-Trent's motto is "Vis Unita Fortior", which means "United Strength is Stronger".

Activity: If you had a Coat of Arms, what would your motto be? This could be something interesting about you, or something you like to do or are good at. Write down your 'motto' in the box below.

Onwards, explorers! Keep marching forward, continuing down Albion Street. Follow the sign pointing to the Potteries Museum and Art Galley to help you find the right street. Stop when you see an old stone building on your left.

Stop 10. Bethesda Chapel: Albion Street



That building has a fence around it. Is it a fortress?

This building is a chapel not a fortress. It is called **Bethesda Chapel**, and it was a place where up to 1000 people would come to listen to religious talks. The Friends of Bethesda Chapel still share the stories of the Bethesda Our Boys. They were local men who fought bravely in the First and Second World Wars.

Fun Fact: Saxons were religious, too, and believed in many different gods. They were pagans and had different gods for all parts of everyday life: the home, growing crops, healing, the weather, day and night. One of their gods was Thor, the god of thunder.

Activity: Saxon gods had superpowers that helped control their world. If you had a superpower, what would it be? Write down your ideas in the boxes below.

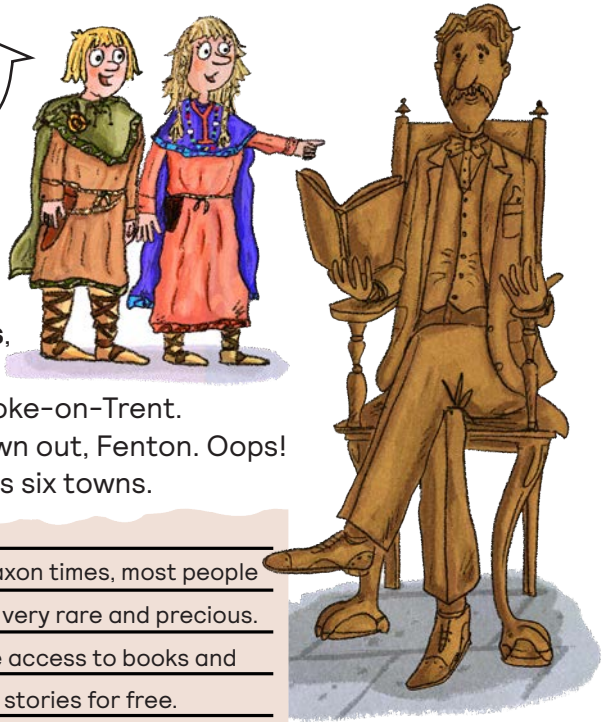
Find the lost letter: What is the second letter in the name of this building? **Answer:**

Onwards, explorers! You're nearly there! Keep going towards our next stop. You'll find it on the corner of Bethesda Street and Broad Street.

Stop 11. Arnold Bennett statue: Broad Street

Look, here's another statue. But what is that thing he's holding?

This is local writer **Arnold Bennett**, born in Hanley in 1867. His most famous book is **Anne of the Five Towns**, which includes the towns that made up the city of Stoke-on-Trent. However, he missed one town out, Fenton. Oops! Stoke-on-Trent actually has six towns.



Fun Fact: Did you know, in Saxon times, most people could not read, and books were very rare and precious. Today, we are very lucky to have access to books and libraries where we can all share stories for free.

Activity: Can you help Arnold Bennett by writing down the six towns of Stoke-on-Trent in the spaces below?

_____	_____	_____
_____	_____	_____

Hint: If you're not sure you will find the answers at your next stop.

Find the lost letter: Find the name of the book that Arnold Bennett is holding. What is the fifth letter of its title?

Answer:

Onwards, explorers! You are nearly there! Keep going towards our last stop on Bethesda Street.

End. Light of the City: Bethesda Street

Look over there at what that woman is holding. That looks familiar!

Standing proudly outside the Potteries Museum, this sculpture is called "**Light of the City**". The man is holding a plate that represents the city's ceramic heritage. The woman is holding a bowl to represent the **Staffordshire Hoard**, the largest and most valuable collection of Anglo-Saxon gold and silver ever found.



That's it! This is what we are searching for. Thank you.

Fun Fact: The Staffordshire Hoard is made up of over 4,000 items which was found in a farmer's field by a man and his metal detector. Many of these treasures can be seen here in the Potteries Museum, on display for everyone to enjoy!

Find the lost letter


Can you work out what Ody and Eda lost from the letters you have collected on the map? Rearrange them and solve this tricky anagram.

Answer:

T **R**

Well done, explorers! You have successfully completed your quest and helped Ody and Eda find what they were looking for. If we take care of it for them, we can all learn and enjoy what went before and keep it safe for future generations to enjoy. We hope you enjoyed your quest and learnt lots about Hanley's Hidden History along the way.

Story Quest Map. Hanley



Collect your answers:

--	--	--	--	--	--	--	--