

BIRMINGHAM STORIES

National
Literacy
Trust




UNIVERSITY OF
BIRMINGHAM

Christmas activity pack

Solve the word search

Search for these Christmas themed words in the word search below:



L	S	D	X	Z	V	F	L	K	V	F	B	Z	N	B
H	Q	K	W	D	A	S	E	U	R	G	U	O	V	C
S	W	Q	R	I	R	C	Q	E	W	Z	S	W	Z	N
T	P	V	C	T	R	E	E	P	I	P	C	S	E	B
T	T	Q	H	B	V	S	A	N	T	A	F	I	L	A
R	B	I	R	M	I	N	G	H	A	M	N	X	F	U
R	S	K	I	Q	W	S	X	C	A	N	D	E	E	B
E	G	S	S	J	U	M	E	G	X	O	N	D	N	L
I	I	L	T	D	V	P	Z	I	J	P	W	I	O	E
N	L	E	M	V	F	M	R	E	H	A	N	O	J	P
D	Y	I	A	G	K	X	D	E	Z	S	C	T	B	M
E	D	G	S	Z	U	X	A	I	S	R	V	Q	U	G
E	Z	H	L	Q	I	Q	S	R	H	E	I	S	F	A
R	T	I	R	E	H	O	L	L	Y	L	N	X	O	T
P	H	G	S	N	O	W	M	A	N	R	S	T	E	Q

REINDEER

TREE

HOLLY

PRESENT

BAUBLE

SANTA

SNOWMAN


SLEIGH

CHRISTMAS

ELF

BIRMINGHAM




Invent your own Christmas recipe



Imagine your own delicious or disgusting Christmas recipe! What Christmassy things could you combine to invent your dish? Sprouts, gingerbread, holly berries, cheese ... the possibilities are endless!

Name your dish

Draw a picture of your dish here



Ingredients



.....



.....



.....



.....



.....



.....



.....

Method



.....



.....



.....



.....



.....

.....

Create your own Christmas comic strip

Draw characters and tell your own funny Christmas story below.
Use speech bubbles to write in your character's jokes!

Comic strip title:



1



2



3

4



5







6



Cracking cracker jokes!

Write your own Christmas cracker jokes below.
The cheesier and sillier the better!

Include a joke and punchline on each cracker.




Write a letter to Santa!



Writing a letter to Santa Claus is a great way to practice writing over the holidays. Here are our steps for writing the perfect letter to Santa. Follow along using the template below.

- * Write your address in the top right-hand corner, so Santa knows where to find you
- * Let Santa know what you would like for Christmas by writing a list
- * Draw a picture next to each of the items on your list
- * Add your name and age at the bottom of the page, so he knows who it's from



.....
.....
.....
.....

.....
.....
.....
.....
.....
.....
.....
.....
.....
.....
.....

Name Age




This is the back page of your letter to Santa

A large rectangular area with a blue border, containing 15 horizontal dotted lines for writing.

Our voices

Colour in the Christmas items below then write the name of the items in three different languages!

You could ask friends and family for help too – what languages do they know?



**We hope you enjoyed your Christmas activity pack.
Now you've finished, here are some extra fun
festive activities to try at home.**

1. Crafty Christmas

Make your own Christmas cards for your family and friends. Decorate the cards with images that mean something to them and write a kind message on the inside.




2. Jolly Juggling

Make some seasonal snowballs from tissue paper and teach yourself to juggle. This will help you to build your festive fitness while having fun – there's snow much juggling jolliness to be had!



3. Wonky word search

Enjoyed the word search at the beginning of this pack? They're really easy to make yourself – just draw some lines on a piece of paper (it doesn't matter if they're straight or not!), write your own words in the boxes and then fill the gaps with extra letters. Make sure you make a list of the words people need to search for as you add them.



Birmingham Stories is a campaign run in partnership by the National Literacy Trust and the University of Birmingham. Together we are working to raise literacy levels and change the life stories of young people and adults across the city.

To find out more about the Birmingham Stories campaign, visit birminghamstories.org.uk.



**ARTS COUNCIL
ENGLAND**

BirminghamStories.org.uk

@BhamStories

#BirminghamStories